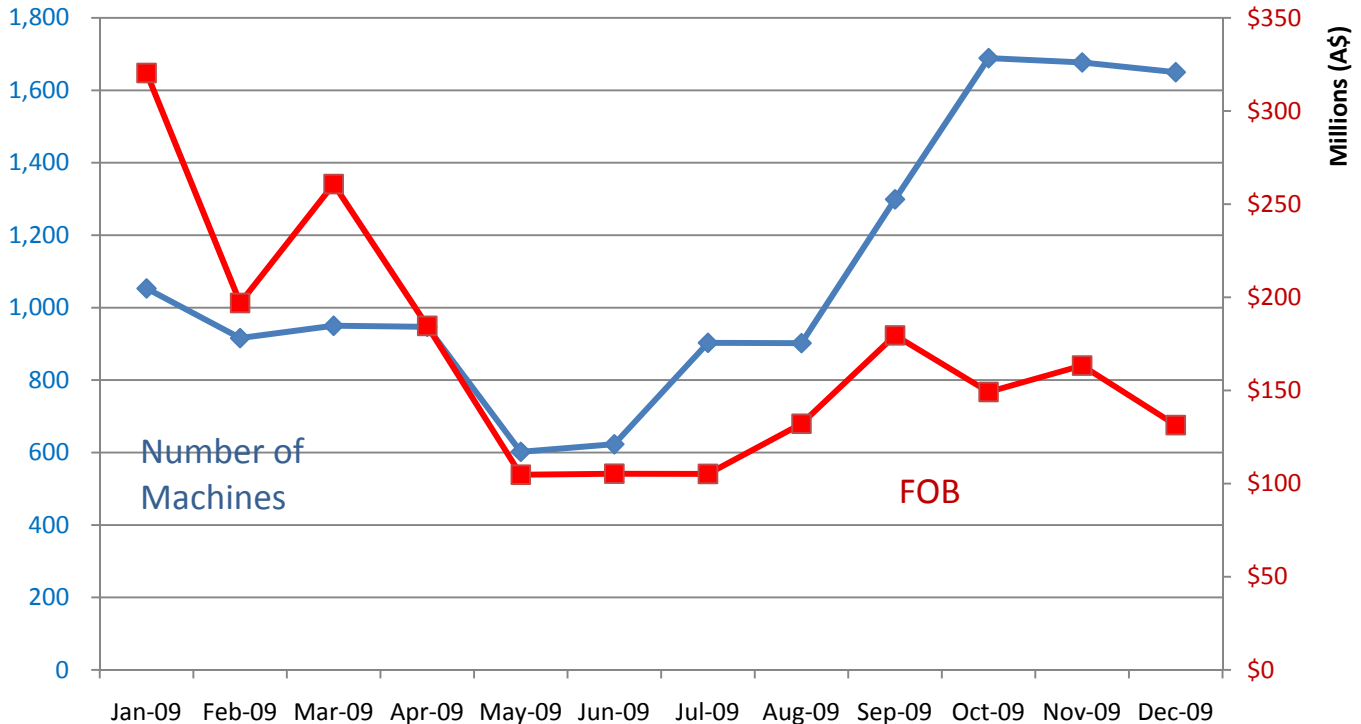




Skelton Sherborne Shipping Index December 2009

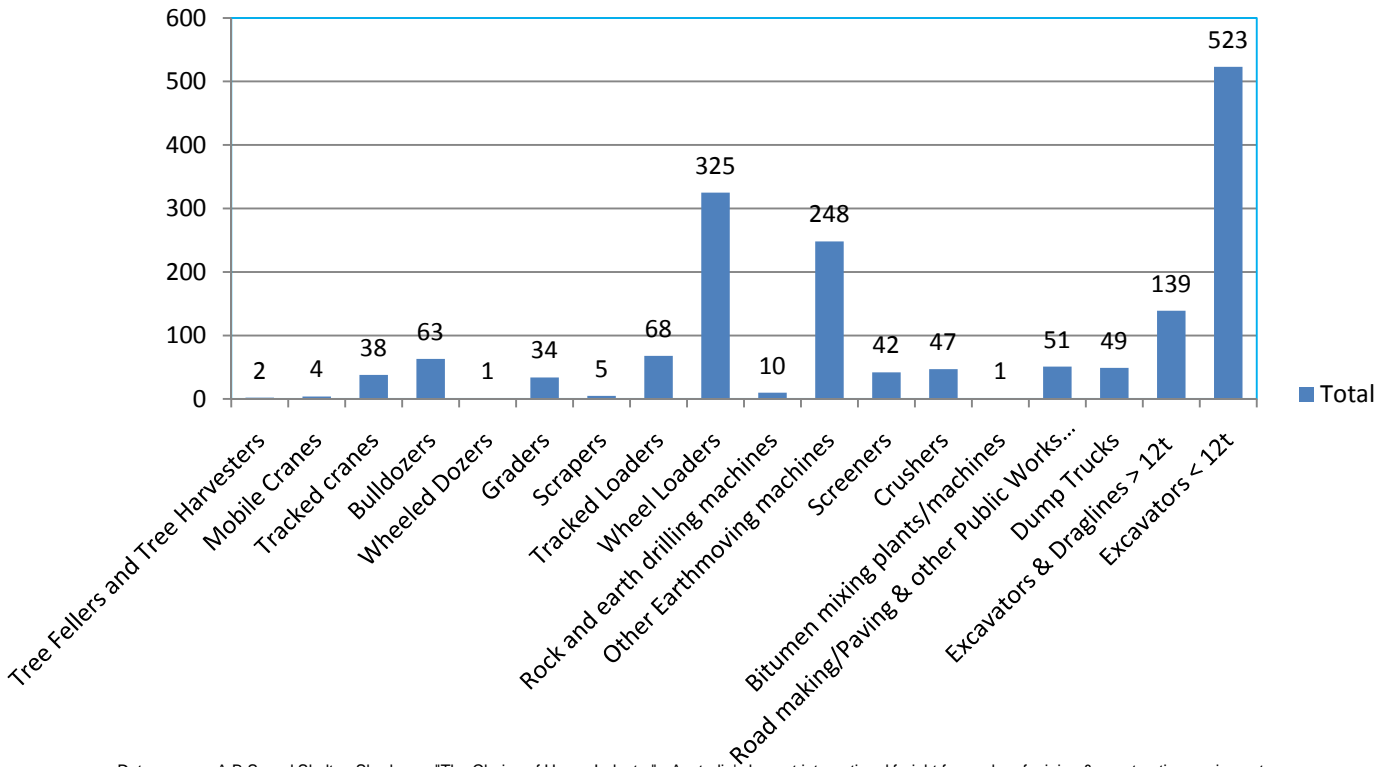
THE CHOICE OF HEAVY INDUSTRY

Total Australian Imports of Heavy Machinery



Data source : A.B.S. and Skelton Sherborne "The Choice of Heavy Industry" - Australia's largest international freight forwarder of mining & construction equipment
www.SkeltonSherborne.com

Australian Heavy Machinery Imports December 2009



Data source : A.B.S. and Skelton Sherborne "The Choice of Heavy Industry" - Australia's largest international freight forwarder of mining & construction equipment
www.SkeltonSherborne.com

So far as the law allows, B.V.Skelton Ptd Ltd T/A Skelton Sherborne ABN 53623160619 ("Skelton Sherborne") disclaims any warranty or representations to the accuracy or reliability of the information and statements in this document. Skelton Sherborne expressly advises that it shall not be liable in any way whatsoever (whether in negligence or otherwise) for any loss or damage which may be suffered by any person relying upon such information or any opinions, recommendations or conclusions contained in this document or otherwise arising in connection with the contents of or any omission from this document except where a liability is made non-excludable by legislation. Recipients should not rely upon the contents of this document but should make their own assessment and evaluation, undertake investigation and enquire and seek advice to enable them to make any decision concerning their own interest.



Skelton Sherborne Shipping Index

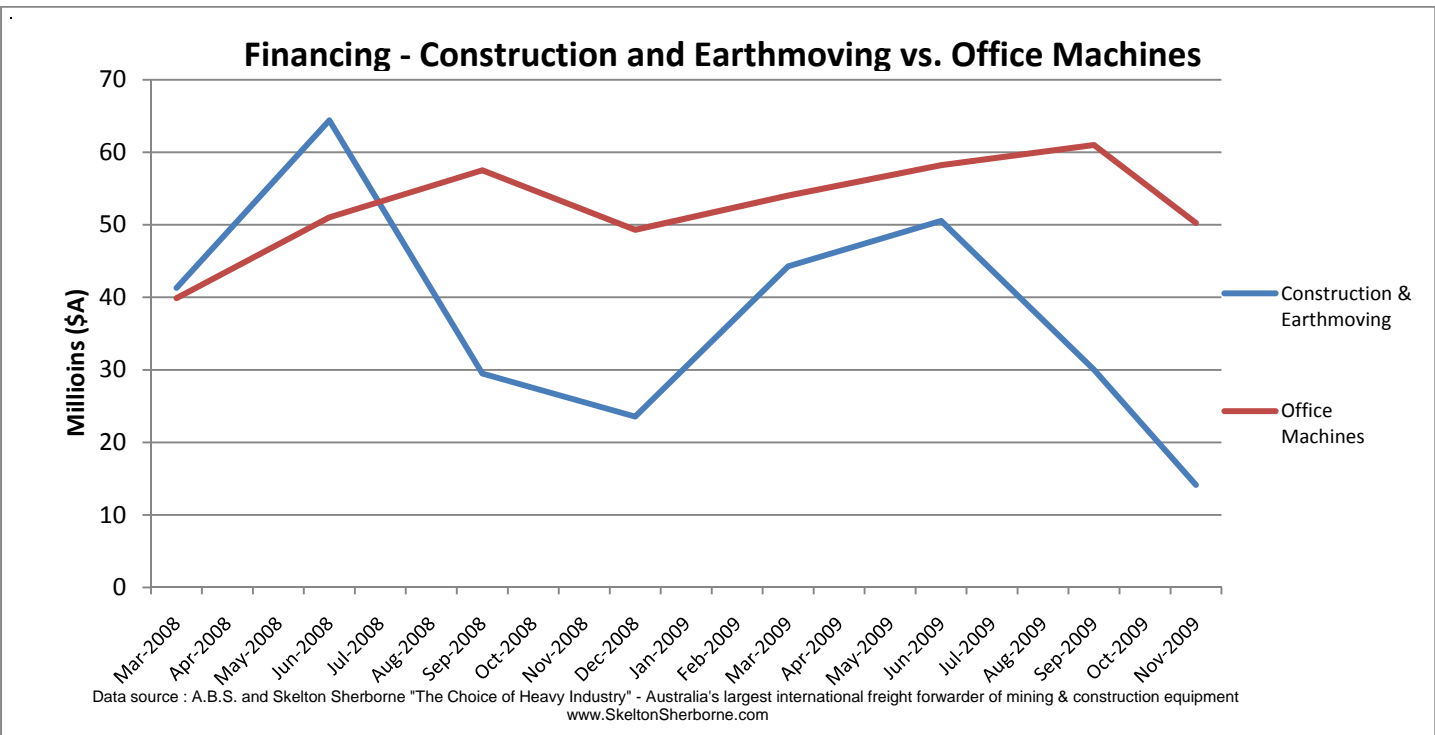
December 2009

THE CHOICE OF HEAVY INDUSTRY

- The number of machinery imports has fallen by 2% in December, which is the second consecutive month of declines (November decline was 1%). The total number of machines imported in December has fallen to 1650 compared to 1677 in November. December and January are seasonally the quietest months of the year so we don't think this is symptomatic of any particular decline in the industry. Our own inquiry levels and cargo volumes continue to improve.
- The FOB (customs) value of equipment decreased by 20% from \$163m in November to \$131m in December.
- There was a noticeable decrease in Graders, Wheeled Dozers and Screeners, while Bulldozers has been up substantially for two consecutive months reflecting an increase of 43% in December.
- Once again Excavators < 12t represented the category with largest number of units imported at 523 or 32% of the total imports.
- Other noticeably movements:

Bitumen mixing plants/machines	UP	100%
Road making/Paving & other Public Works Equipment	UP	76%
Bulldozers	UP	43%
Mobile Cranes	UP	300%
Tracked Cranes	UP	443%
Graders	DOWN	45%
Wheeled Dozers	DOWN	67%
Other Earthmoving Machines	UP	20%
Screeners	DOWN	73%

- New finance contracts for Construction and Earthmoving equipment fell yet again. This statistic has effectively crashed from figures of about \$40m per month back in 2008 to now less than \$4m per month. What have other sectors being doing? Well take office equipment. This sector had about \$50m in new finance contracts written and has generally trended upward while the machinery managed a humble \$4m for the same period. That's a lot of photocopiers!



So far as the law allows, B.V.Skelton Ptd Ltd T/A Skelton Sherborne ABN 53623160619 ("Skelton Sherborne") disclaims any warranty or representations to the accuracy or reliability of the information and statements in this document. Skelton Sherborne expressly advises that it shall not be liable in any way whatsoever (whether in negligence or otherwise) for any loss or damage which may be suffered by any person relying upon such information or any opinions, recommendations or conclusions contained in this document or otherwise arising in connection with the contents of or any omission from this document except where a liability is made non-excludable by legislation. Recipients should not rely upon the contents of this document but should make their own assessment and evaluation, undertake investigation and enquire and seek advice to enable them to make any decision concerning their own interest.



Skelton Sherborne Shipping Index

December 2009

- The [Baltic Shipping Index](#) is at 3158 as of January 20th and is tracking upwards from its fall from records highs in mid November.
- To be notified of the release of the next Skelton Sherborne Shipping Index automatically you can [subscribe](#) to our news feeds.
- More specific information is available from Skelton Sherborne on request. Please note that we take confidentiality of our customers business very seriously. Only general and unrestricted information will be released and no particular importer/make/model will ever be identified. For further information please contact: Brad Skelton brad@skeltonsherborne.com Ph: + 61 7 3348 7810